





TT-60TG™

GLUE TRAY PACKER




Built solid




As the demand for top-load tray packing increases, our development of these systems complements our existing models of vertical and horizontal cartoners. Including both manual and fully automated systems, our robust series of Tray Packers will enhance your current production environment.

KEY FEATURES


- COMPACT FOOTPRINT
- QUICK CHANGEOVER
- WIDE CASE SIZE RANGE



TOP VIEW



SIDE VIEW



SPECIFICATION

TYPE	Glue-Closed Carton Tray Packer
MODE	Intermittent Motion - Manual or fully automated systems
MACHINE CENTERS	Variable, up to 15 inches
SPEED	Variable, up to 20 trays/minute. Depending upon application
TRAY FEED	Powered magazine with reciprocating feeder
TRAY CLOSING	Hot Melt Glue
TRAY LOADING	Manual, robotic or with collation system
FRAME	Welded tubular stainless steel. Hinged cover panels with safety interlocks.
DRIVE	Servo drive, with line shaft
CONTROLS	Allen Bradley PLC's and electrical components
ADJUSTMENTS	Lead screws with calibrated scale references
DIMENSION	Request specific model floor plan

QUALITY MEANS EFFICIENCY